




















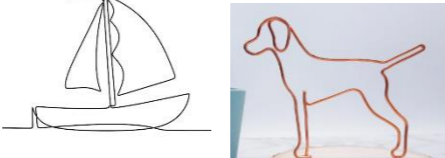




















Year Group	Autumn 1	Autumn 2	Spring 1	Spring 2	Summer 1	Summer 2
<p><b>1</b></p>	<p><b>SCULPTURE</b> Clay Artist – John Brickels</p> 	<p><b>Textiles</b> Colour Mixing Shading Kandinsky / Mondrian  Threading / sewing toys</p> 	<p><b>Painting</b> Colour Mixing Shading Kandinsky / Mondrian</p> 	<p><b>TEXTILES</b> Collage using recycled material creating an animal  Artist– Megan Coyle</p> 	<p><b>Jack and the Beanstalk – Printing</b>  Drawing (pencils, paint, chalk, pastels to draw leaves) Printing (paint, chalk and pastels to print leaves, rubbing, ) Painting (ready mix paint or powder, sponge, colour mixing)</p> <p>Artist <b>Cassandra Tondoro</b> <a href="https://tondro.com/blog/category/natural-materials/leaf-print/">https://tondro.com/blog/category/natural-materials/leaf-print/</a> 4</p>  <p>Tone, texture, consistency, media, observe, mark make, pastels, interpret, effects, shape, pattern, print, printmaking, impression, marks, leaf printing</p>	<p><b>Plants -</b> Sketching (pencil HB, 2H, 2B)  Artist <b>Dianne Sutherland – Botanical artist</b></p>  <p>Smudge, hatching, stippling, scumbling, contour, cross hatching, shading, pressure, tracing paper, light, dark,</p>
<p><b>2</b></p>	<p><b>Collage</b> Cityscapes <a href="#">Artist Jules White</a></p>  <p>Kurt Schwitters – king of collage – German artist</p>  <p>Vocab - Shade, tone, pattern, shapes, colour, draw, collage, texture</p>	<p><b>PRINTING</b> Line printing / String printing Artist – Picasso</p>  <p><b>Key Vocab:</b> Pattern <b>Natural Objects:</b> <b>Man-Made Objects:</b> Block, design, string, stencil, technique, evaluation, effect</p>	<p><b>TEXTILES</b> Dying – Megan Coyle Collage linking to Christian Creation</p>  <p><b>Key Vocab:</b> media, perspective, element, context, tone, shade, tint, collage, pattern</p>	<p><b>PAINTING</b> Watercolours Vincent van Gough</p>  <p><b>Key Vocab:</b> Texture, colour, gradient, shade, tint,</p>	<p><b>Africa (weaving)</b> Drawing (pencils, sketch &amp; design) Painting (colour &amp; design) Weaving (plastic bags, paper, card &amp; string) Art &amp; Digital Media (One Plastic Bag book, digital examples)</p> <p>Artist: Isatou Ceesay</p>  <p>Key vocabulary: fabric, materials, weaving, weaving loom, thread, string, wool, manipulate, change, effect, cut, fray, texture, colour</p>	<p><b>Minibeast (sculpture)</b> Drawing (pencils - observe and sketch from real life photos) Painting (Colour choices and design experimentation) Sculpture (exploration of different mediums and experimentation with pipe cleaners to create a minibeast) Art &amp; digital media (study of images with focus on colour, texture, tone, pipe cleaners) Artists: Candice Bees – sculpture of animals using wire Eric Ennion – Wildlife painter</p>  <p>Key vocabulary: Drawing, Painting, Bending, Sculpting, Curve, Shade, Tone, Line</p>



<p><b>3</b></p>	<p><b>Diwali</b>                  Drawing – design pots                  Painting – paint designs                  Sculpture – clay pinch pots</p> <p>Artists:</p>   <p>Colour, texture, tone, pattern, shape, form, space, composition</p>	<p><b>Stone Age Weapons</b>                  Drawing (experimenting with stone age weapon drawings and shapes)                  Painting (painting designs to match real life colours)                  Sculpture (creating stone age weapons)</p>  <p>Line, colour, texture, tone, pattern, shape, form, space, composition</p>	<p><b>Jon Cooper Portraits</b>                  Drawing                  Shading                  Painting</p> <p>Artist: Jon Cooper</p>  <p>Line, colour, texture, tone, shape, composition, pattern, form</p>	<p><b>Plants and places printing</b>                  Drawing (pencils- copying the patterns and flowers drawn by Angie Lewin and pastels- create a background for their printing)                  Printing (mono-printing- to recreate a piece of Angie Lewin’s artwork)                  Painting (watercolours- to add a wash over their drawings)</p> <p>Angie Lewin  <a href="https://www.angielewin.co.uk/">https://www.angielewin.co.uk/</a></p>  <p>Line, form, shape, colour, pattern, shade, trace, print, monoprint</p>	<p><b>MULTI-SKILLS</b>                  Link to DT</p> <p>Art to be the drawing and painting of the children’s designs for what they make.</p>	
<p><b>4</b></p>	<p><b>Autumnal Still Life</b>                  Drawing – sketching designs                  Pastels – create colour                  Painting – create colours</p> <p>Artist: Paul Cezanne</p>  <p>Outcomes:</p>  <p>Line, colour, tone, texture, pattern, shape, form, space, composition</p>	<p><b>Shackleton’s Journey</b>                  Drawing – draw an illustration for a page of the book                  Painting – colour mix shades of blue/white, paint the drawing                  Sculpture - 2D wire sculpture of an object related to his journey</p>     <p>Line, colour, tone, texture, pattern, shape, form, space, tint, composition,</p>	<p><b>The Firework Maker’s Daughter</b>                  Tie dye – create a firework tie dye t-shirt                  Drawing – draw design in sketchbook                  Painting – paint the design to show colour choices                  Dyeing – using tie-dye techniques to create firework pattern</p> <p>Artist: Hugo Pineda</p>  <p>Vocabulary:                  Tint, tone, line, colour, pattern, shape, form, composition</p>	<p><b>Journeys</b>                  Drawing – design process                  Painting – add colour                  Collage – add texture and detail</p> <p>Artist: Emily Kame Kngwarreye</p>  <p>Line, colour, tone, texture, pattern, shape, composition</p>	<p><b>Rainforest</b>                  Drawing (Pencils to sketch filling a whole space, light and hard press)                  Painting (Watercolour – swatches practise) (Poster – detail and 3D)</p> <p>Artist:                  Henri Rousseau</p>  <p>Vocabulary:                  Tint, Tone, Hue, Marbling, Silkscreen, Coldwater paste, Fine, Dull, Patterned, Crowded, Flat, Natural, Opaque, Translucent, Focus</p>	<p><b>The Explorer</b>                  Drawing (Pencils to sketch and use skills)                  Printing (Making and printing using string)</p> <p>Artist:                  Rousseau continued  <a href="https://childrensartschool.org/?p=1583">https://childrensartschool.org/?p=1583</a>  <a href="https://www.youtube.com/watch?v=MT9bIvrrjsY&amp;ab_channel=HepworthWakefield">https://www.youtube.com/watch?v=MT9bIvrrjsY&amp;ab_channel=HepworthWakefield</a></p>  <p>Vocab:                  Draw, pattern, repeating, thick, line, shape, colour, shade, change, print, relief, observation, different, similar, compare, differences, similarities, background</p>



<p><b>5</b></p>	<p><b>Rivers</b>                  Drawing – drawing designs                  Painting/pastels – add colour to designs                  Printing – monoprinting</p> <p>Artist- ‘Lost Words’ Linked</p>  <p>Line, colour, tone, pattern, shape, space, composition</p>	<p><b>Viking Seascape</b>                  Drawing (sketching designs)                  Painting (watercolour to add colour and detail)                  Collage (add texture)</p>  <p>Line, colour, tone, shape, pattern, texture, space, tint, form, composition</p>	<p><b>People in Motion</b>                  Drawing – sketching people in motion                  Sculpting – people in motion using foil to create an armature then Modroc to harden the figure</p> <p>Artists: Niki De Saint Phalle, Alberto Giacometti and Elisabeth Frink (all focus on people in motion)</p>  <p>Line, shape, texture, space, form, composition</p>	<p><b>Objects in Meaning</b>                  Drawing – sketching designs for objects                  Painting – use paint to create colour, tone, texture</p>  <p>Line, colour, tone, shape, pattern, texture, shade, space, form, composition</p>	<p><b>Make, Do and Mend</b>  <b>Sewing</b> (Using needle and thread to make)  <b>Sewing</b> (Using needle and thread to embellish and change fabrics in order to decorate with different fabrics, sequins and buttons)                  Skills: Sewing, drawing, textiles</p> <p><b>Drawing (Pencils</b> - Designing and drawing outlines of toy)  <a href="https://www.pinterest.com/pin/284641638921344387/">https://www.pinterest.com/pin/284641638921344387/</a>  <a href="https://www.pinterest.com/pin/7-700661654533868055/">https://www.pinterest.com/pin/7-700661654533868055/</a></p>  <p><b>Key vocab:</b>                  threads, decorations, fabric, blanket stitch, whip stitch, running stitch, sew, pattern, template</p> 	<p><b>Natural Sculpture</b>                  Sketching (Pencils – to plan and design)                  Collage (Manipulating natural materials)                  Art and Digital Media (photos)</p> <p><a href="https://www.sculptureplacementgroup.org.uk/sculptures-at-home-3-andy-goldsworthy/">https://www.sculptureplacementgroup.org.uk/sculptures-at-home-3-andy-goldsworthy/</a></p>  <p>Manipulate                  Shaping                  Overlapping                  Layering                  Key vocab:                  Media                  Contrast                  Complimentary</p>
<p><b>6</b></p>	<p><b>Ancient Greece</b>                  Drawing (pencils - outlines of pots, shapes and patterns)                  Painting (watercolours – artist research) (acrylic – painting on the pots)                  Collage (papers – photos, handmade papers, clippings)                  Sculpture (clay - coils, incising and relief)                  Art and Digital Media (photos)</p> <p>Greek ceramics (British Museum) (Grayson Perry)  <a href="https://www.tate.org.uk/art/artists/sir-grayson-perry-cbe-ra-4657/how-make-pot-grayson-perry">https://www.tate.org.uk/art/artists/sir-grayson-perry-cbe-ra-4657/how-make-pot-grayson-perry</a></p>  <p>Colour, pattern, texture, line, shape, form, space</p>	<p><b>Landscapes</b>                  Drawing (pencils – outlines, practising with perspective)                  Painting (poster paint – bright colours)                  Collage (papers, tissue etc – add to the texture)</p> <p>Landscape paintings with collage added to give texture.</p> <p>David Hockney <a href="https://www.tate.org.uk/art/artists/david-hockney-1293">https://www.tate.org.uk/art/artists/david-hockney-1293</a></p>  <p>Colour, pattern, texture, line, shape, form, space</p>	<p><b>North America &amp; USA</b>                  Drawing (pencils – sketches of design)                  Painting (watercolours – paint their sketches in colours they would like for their yarn)                  Textiles (weaving – final outcome using warp and weft)</p> <p><b>Woven tapestries linked to North America &amp; USA</b>                  Julia Bland  <a href="https://www.artemorbidia.com/julia-bland/?lang=en">https://www.artemorbidia.com/julia-bland/?lang=en</a></p>   <p>Colour, pattern, texture, shape, line, form, space, warp, weave, yarn</p>	<p><b>Mayan Printing</b>                  Drawing (pencils-sketch and design Mayan patterns)                  Drawing (art tools to draw on poly print)                  Paint (ink/paint- apply to polytile)                  Print (invert tile to print on paper)</p> <p>Outcome: Poly Prints based on Mayan Art</p> <p>Kate Watkins  <a href="https://www.katewatkins.co.uk/blog/polystyrene-tile-printing-tutorial">https://www.katewatkins.co.uk/blog/polystyrene-tile-printing-tutorial</a></p>  <p>Colour, pattern, shape, line, form, space, relief, masking, layering</p>		

